



District Report Card: 2017


State: Odisha	District: Nayagarh
Class: 3	Subject: Language
Schools: 59	Students: 787


Participation/Coverage


Students

<div>GENDER</div> <div></div>	Boys		Girls	
	Number	%	Number	%
	407	51.72	380	48.28

<div>AREA</div> <div></div>	Rural		Urban	
	Number	%	Number	%
	780	99.11	7	0.89

<div>CATEGORY</div> <div></div>	SC		ST		OBC		GEN	
	Number	%	Number	%	Number	%	Number	%
	129	16.39	36	4.57	577	73.32	45	5.72

<div>CWSN</div> <div></div>	LD	VI	HI	S&LD	ID	Oth
	4	2	0	3	2	3

<div>Management</div> <div></div>	Government		Government-aided	
	Number	%	Number	%
	787	100.00	0	0.00

Average Performance of Students in Language (%)

Overall	Gender		Area		Management		Social Group			
	Male	Female	Rural	Urban	Govt.	Aided	SC	ST	OBC	GEN
71.06	70.94	71.19	71.02	76.19	71.06	0.00	69.25	66.48	71.42	75.41

Performance on Learning Outcomes (LOs)

Learning Outcomes	Description	Average Performance(%)
L304	Reads small texts with comprehension i.e., identifies main ideas, details, sequence and draws conclusions	71.12
L312	Reads printed scripts on the classroom walls: poems, posters, charts etc.	70.95

Range of Performance of Students who Answered Correctly							
Below 30%		30% - 50%		50% - 75%		Above 75%	
Number	%	Number	%	Number	%	Number	%
39	4.96	74	9.40	303	38.50	371	47.14

Lowest Performing Learning Outcomes (LOs)

1 - Reads printed scripts on the classroom walls: poems, posters, charts etc. (70.95)

2 - Reads small texts with comprehension i.e., identifies main ideas, details, sequence and draws conclusions (71.12)